


APEX
 ORDER FORM - MANITOBA

P.O. number: * _____ Date: _____

Company Name: * _____ Phone: * _____

Ordered by: * _____

Clinician/ATP/RTS: _____

Email: _____

Marked for: _____

Ship to: * _____

Name: _____

Address: _____

City: _____ Prov: _____

Postal Code: _____

Phone: _____

* Required

 APMA040 English Manual (STD) APMA041 Manuel Français Taxes not included

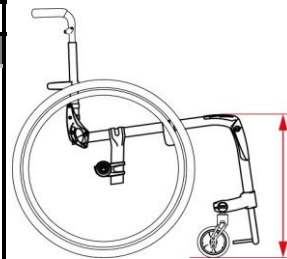
MODEL				
1	APWC11	Ultralight Aluminum APEX Rigid Wheelchair (265 lb weight limit)	Tripple-butted aluminum frame / Aluminum back canes and back rigidizer / Aluminum seat rigidizer / Ultralight carbon fiber camber tube and rear frame rigidizer	<input type="checkbox"/>

SEAT WIDTH				
2	APSW	Seat width: 12" <input type="checkbox"/>	13" <input type="checkbox"/>	14" <input type="checkbox"/>
3	APSW	Seat width: 19" <input type="checkbox"/>	20" <input type="checkbox"/>	

SEAT DEPTH				
4	APSD	Seat depth: 12" <input type="checkbox"/>	13" <input type="checkbox"/>	14" <input type="checkbox"/>
5	APSD	Seat depth: 19" <input type="checkbox"/>	20" <input type="checkbox"/>	

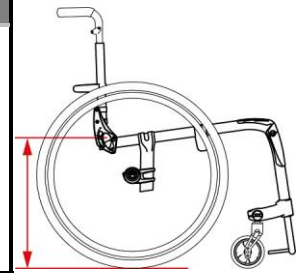
FRAME LENGTH				
6	APSP01	Standard frame length configuration		<input type="checkbox"/>
7	APSP02	Frame length 1" longer than standard configuration		<input type="checkbox"/>
8	APSP03	Frame length 2" longer than standard configuration		<input type="checkbox"/>
9	APSP04	Frame length 1" shorter than standard configuration		<input type="checkbox"/>
10	APSP05	Frame length 2" shorter than standard configuration		<input type="checkbox"/>

FRONT Seat-to-floor height		
Caster sizes	Height available +- 1/4"	Specify desired height: _____ (inches)
3" Caster	14" to 21"	
4" Caster (J)	14.5" to 21"	
5" Caster	15.5" to 21"	
6" Caster	16.5" to 21" (N/A with 90° front frame)	

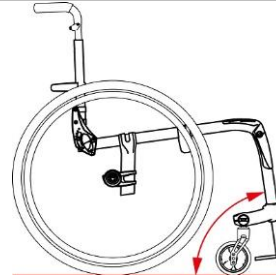


CASTERS				
11	APCA01	Composite wheel w/ PU tire (1" width)	3" (OTP) <input type="checkbox"/>	4" (J) <input type="checkbox"/>
12	APCA10	Pneumatic casters 6" x 1 1/4"	5" <input type="checkbox"/>	6" <input type="checkbox"/>
13	APCA14	Newton UltraCaster Soft-Roll Composite	4" x 1 1/2"	3"= OTP 4"=J <input type="checkbox"/>
14	APCA15		5" x 1 1/2"	J <input type="checkbox"/>
15	APCA16		6" x 1 1/2"	J <input type="checkbox"/>
16	APCA17	Newton UltraCaster Soft-Roll Aluminum	4" x 1 1/2"	OTP <input type="checkbox"/>
17	APCA18		5" x 1 1/2"	OTP <input type="checkbox"/>
18	APCA19		6" x 1 1/2"	OTP <input type="checkbox"/>

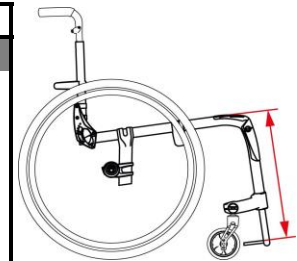
REAR Seat-to-floor height		
Wheel sizes	Height available +/- 1/4"	Specify desired height: _____ (inches)
20" wheel	14" to 17.5"	
22" wheel	14" to 18.5"	
24" wheel	15" to 19.5"	
25" wheel	15.5" to 20"	
26" wheel	16" to 20"	



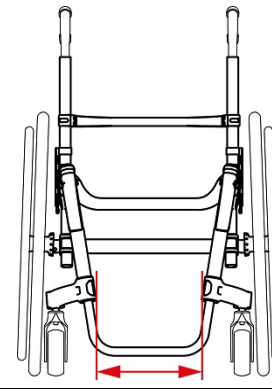
FRONT FRAME ANGLE			
19	APFA70	70° Front frame angle	<input type="checkbox"/>
20	APFA75	75° Front frame angle	<input type="checkbox"/>
21	APFA80	80° Front frame angle	<input type="checkbox"/>
22	APFA85	85° Front frame angle	<input type="checkbox"/>
23	APFA90	90° Front frame angle	<input type="checkbox"/>



Seat upholstery to footrest length	
12" to 19"	Specify desired length: _____ (inches) <i>Required</i>



Footrest width / Taper selection					
Seat Width	Straight		1" Taper		2" Taper
	Outside Measurement	2 1/2" Narrower than Seat Width	4 1/2" Narrower than Seat Width	6 1/2" Narrower than Seat Width	
12"	9.5"	7.5"			
13"	10.5"	8.5"			
14"	11.5"	9.5"			
15"	12.5"	10.5"			
16"	13.5"	11.5"		9.5"	
17"	14.5"	12.5"		10.5"	
18"	15.5"	13.5"		11.5"	
19"	16.5"	14.5"		12.5"	
20"	17.5"	15.5"		13.5"	



Note: higher than 20" Front STFH will reduce the footrest width up to 1" with a 2" taper

FOOTPLATES			
24	APFP12	Tubular open loop ¹	<input type="checkbox"/>
25	APFP13	Tubular with ABS cover	<input type="checkbox"/>
26	APFP31	Adjustable angle - Aluminum (<i>one piece</i>)	J <input type="checkbox"/>
27	APFP32	Newton adjustable angle - Carbon fiber (<i>one piece with rubber inserts</i>)	OTP <input type="checkbox"/>
28	APFP14	Flip back, adjustable angle aluminum	J <input type="checkbox"/>
29	APFP15	Flip back, adjustable angle carbon fiber	OTP <input type="checkbox"/>
30	APFP16	2" riser (<i>only available with aluminum angle adjustable footplate</i>)	J <input type="checkbox"/>

¹ - Not available on all non tapered frames; Only available with 1 inch taper with seat width 17" and greater; Not available with 2 inch taper.

CALF STRAPS			
31	APFP09	Calf strap	<input type="checkbox"/>
32	APFP30	Bodypoint Aeromesh Padded calf strap	OTP <input type="checkbox"/>


FOLD DOWN BACKREST				
33	APBC20	Locking backrest		<input type="checkbox"/>
34	APBC21	Ultraight non locking backrest (not locking in upright and down position)		<input type="checkbox"/>

Back canes fixed height, angle adjustable, Without push handle

ADJUSTABLE ANGLE FOLD DOWN BACKREST									
35	APBC	Fixed height without push handle	(30) 9" <input type="checkbox"/>	(31) 9.5" <input type="checkbox"/>	(32) 10" <input type="checkbox"/>	(33) 10.5" <input type="checkbox"/>	(34) 11" <input type="checkbox"/>	<input type="checkbox"/>	
		(35) 11.5" <input type="checkbox"/>	(36) 12" <input type="checkbox"/>	(37) 12.5" <input type="checkbox"/>	(38) 13" <input type="checkbox"/>	(39) 13.5" <input type="checkbox"/>	(40) 14" <input type="checkbox"/>		(41) 14.5" <input type="checkbox"/>
		(42) 15" <input type="checkbox"/>	(43) 15.5" <input type="checkbox"/>	(44) 16" <input type="checkbox"/>	(45) 16.5" <input type="checkbox"/>	(46) 17" <input type="checkbox"/>	(47) 17.5" <input type="checkbox"/>		(48) 18" <input type="checkbox"/>
		(49) 18.5" <input type="checkbox"/>	(50) 19" <input type="checkbox"/>	(51) 19.5" <input type="checkbox"/>	(52) 20" <input type="checkbox"/>	(53) 20.5" <input type="checkbox"/>	(54) 21" <input type="checkbox"/>		

Back canes, height and angle adjustable, with option

ADJUSTABLE ANGLE FOLD DOWN BACKREST							
36	APBC	Straight back canes	(22) 9 - 12" <input type="checkbox"/>	(23) 12 - 15" <input type="checkbox"/>	(24) 15 - 18" <input type="checkbox"/>	(25) 18 - 21" <input type="checkbox"/>	<input type="checkbox"/>

Set height to: *		<i>(in increments of 1/2", measured from seat sling to top of back upholstery)</i>						<input type="checkbox"/>			
		* If not indicated, default height setting is at the lowest position									
37		Select back cane angle: ¹	101° <input type="checkbox"/>	99° <input type="checkbox"/>	96° <input type="checkbox"/>	93° <input type="checkbox"/>	90° <input type="checkbox"/>	87° <input type="checkbox"/>	83° <input type="checkbox"/>	80° <input type="checkbox"/>	<input type="checkbox"/>

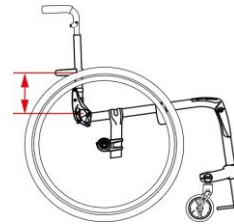
1 - If not indicated default angle setting is at 93°

PUSH HANDLE OPTION					
38	APPH01	Push handles		<input type="checkbox"/>	
39	APPH05	Fold down push handles ¹		OTP <input type="checkbox"/>	
40	APPH06	Clamp on height adjustable push handle ^{1,2}	9 - 20" STD <input type="checkbox"/>	9-23" <input type="checkbox"/>	OTP <input type="checkbox"/>
41	APPH02	Without push handles		<input type="checkbox"/>	

1 - 265 pounds weight limit

2 - Not compatible with swing away armrests

BACKRESTS OPTIONS				
42	APBC57	Standard 3 inch deep rigidizer bar		<input type="checkbox"/>
43	APBC55	Four inch deep Aluminum rigidizer bar		<input type="checkbox"/>
44	APBC56	Depth adjustable back (provides 3" of depth adjustment) ¹		J <input type="checkbox"/>
45	APBC88	Custom height rigidizer bar set at _____ (inches) <i>Measured from the top of the seat sling to the center of the rigidizer - standard height is 5,7"</i> <i>Lowest position is 4,25"</i>		J <input type="checkbox"/>



1 - Not available with seat depths of 18" and more

BACK UPHOLSTERY				
46	APBH03	Slip-on Syntech-Suede back upholstery		<input type="checkbox"/>
47	APBH04	Adjustable tension Syntech-Suede back upholstery		OTP <input type="checkbox"/>
48	APBH99	Omit Back upholstery		<input type="checkbox"/>

SEAT CUSHION				
49	APSC99	Omit seat cushion		<input checked="" type="checkbox"/>

REAR WHEELS												
50	APRW01	Mag ¹	20" <input type="checkbox"/>	22" <input type="checkbox"/>	24" <input type="checkbox"/>	20" = J	<input type="checkbox"/>					
51	APRW02	Newton One - spoke wheel ²	20" <input type="checkbox"/>	22" <input type="checkbox"/>	24" <input type="checkbox"/>	20" = J	<input type="checkbox"/>					
52	APRW03	Newton Gravity - ultralight wheel	20" <input type="checkbox"/>	22" <input type="checkbox"/>	24" <input type="checkbox"/>	25" <input type="checkbox"/>	26" <input type="checkbox"/>	OTP <input type="checkbox"/>				
53	APRW04	Spinergy Spox		22" <input type="checkbox"/>	24" <input type="checkbox"/>	25" <input type="checkbox"/>	26" <input type="checkbox"/>	OTP <input type="checkbox"/>				
54		Spinergy Spox spokes colors ³	Blk STD <input type="checkbox"/>	Wht <input type="checkbox"/>	Blue <input type="checkbox"/>	Red <input type="checkbox"/>	Yel <input type="checkbox"/>	OTP <input type="checkbox"/>				
55	APRW05	Spinergy LX		22" <input type="checkbox"/>	24" <input type="checkbox"/>	25" <input type="checkbox"/>	26" <input type="checkbox"/>	OTP <input type="checkbox"/>				
56		Spinergy LX spokes colors ³	Blk STD <input type="checkbox"/>	Pur <input type="checkbox"/>	Wht <input type="checkbox"/>	Blue <input type="checkbox"/>	Red <input type="checkbox"/>	Yel <input type="checkbox"/>	Pink <input type="checkbox"/>	Grn <input type="checkbox"/>	Org <input type="checkbox"/>	OTP <input type="checkbox"/>
57	APRW07	Spinergy CLX Carbon Blade			24" <input type="checkbox"/>	25" <input type="checkbox"/>		OTP <input type="checkbox"/>				
58		Spinergy CLX spokes colors ³	Blk STD <input type="checkbox"/>	Pur <input type="checkbox"/>	Wht <input type="checkbox"/>	Blue <input type="checkbox"/>	Red <input type="checkbox"/>	Yel <input type="checkbox"/>	Pink <input type="checkbox"/>	Grn <input type="checkbox"/>	Org <input type="checkbox"/>	OTP <input type="checkbox"/>

1 - HP tires are not compatible with Mag Wheels -use only aluminum or plastic coated handrim

2 - Not compatible with Shox tires

3 - Colour spokes require an additionnal 10 days lead-time

TIRES			Available		
59	APT101	Soft Urethane 1 1/4 "	20", 22" 24"	20" = J	<input type="checkbox"/>
60	APT102	Soft Urethane knobby 1 3/8 "	22", 24", 25", 26"	25"/26" = J	<input type="checkbox"/>
61	APT104	Soft Urethane - Shox 1"	22", 24", 25", 26"	OTP	<input type="checkbox"/>
62	APT105	Pneumatic 1 3/8 "	20", 22", 24", 25", 26"	20"= J 25"/26" = OTP	<input type="checkbox"/>
63	APT108	Pneumatic with Airless insert 1 3/8"	22", 24"	OTP	<input type="checkbox"/>
64	APT106	Pneumatic HP - 1"	20", 22", 24", 25", 26"	OTP	<input type="checkbox"/>
65	APT107	Pneumatic HP - Schwalbe Marathon Plus 1"	24", 25", 26"	OTP	<input type="checkbox"/>

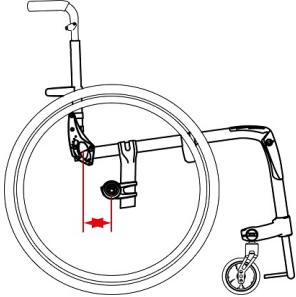
HANDRIMS					
66	APHR01	Aluminum anodized			<input type="checkbox"/>
67	APHR07	Newton Air Grip ¹ Black <input type="checkbox"/>		J	<input type="checkbox"/>
68	APHR	Newton Air Grip ¹ (08) Sunkissed Orange <input type="checkbox"/> (09) Burgundy <input type="checkbox"/> (10) Sapphire Blue <input type="checkbox"/> (11) Monster Green <input type="checkbox"/> (12) Charcoal <input type="checkbox"/> (13) Fuchsia <input type="checkbox"/> (14) Steel Blue <input type="checkbox"/> (15) Ferrari Red <input type="checkbox"/> (16) Acid Green <input type="checkbox"/> (17) White <input type="checkbox"/> (18) Sky Blue <input type="checkbox"/>		OTP	<input type="checkbox"/>
Assembly position for aluminum and Newton AirGrip handrims					
69	APHR29	Standard Handrim position Full tab			<input type="checkbox"/>
70	APHR30	Narrow Handrim position (not available in 22") Short tab 2 positions		J	<input type="checkbox"/>
71	APHR31	Super Narrow Handrim (not available in 22") Short tab 2 positions STD <input type="checkbox"/> Short tab 1 position <input type="checkbox"/>		J	<input type="checkbox"/>

HANDRIM					
72	APHR02	Plastic coated ³		OTP	<input type="checkbox"/>
73	APHR03	Q-Grip High friction Neoprene coated ^{1,2,3}		OTP	<input type="checkbox"/>
74	APHR28	Surge ^{1,2,3} (1-1/2" Oval handrim w/ Gripton high friction strip)		OTP	<input type="checkbox"/>
75	APHR05	Surge LT ^{1,2,3} (1-1/8" Oval handrim w/ Gripton high friction strip)		OTP	<input type="checkbox"/>
76	APHR04	Natural Fit Standard Grip ^{1,2,3} (1-1/2" Oval handrim w/standard thumb piece)		OTP	<input type="checkbox"/>
77	APHR25	Natural Fit Super Grip ^{1,2,3} (1-1/2" Oval handrim w/super grip thumb piece)		OTP	<input type="checkbox"/>
78	APHR99	Omit handrim			<input type="checkbox"/>

1 - Not available with Mag wheels 2 - Not available in 20" 3- Only standard handrim position available

AXLES					
79	APAX01	Quick release axle			<input type="checkbox"/>
80	APAX03	Quad release axle			<input type="checkbox"/>

REAR WHEEL CAMBER					
81	APCM00	0° camber			<input type="checkbox"/>
82	APCM02	2° camber			<input type="checkbox"/>
83	APCM04	4° camber			<input type="checkbox"/>
84	APCM06	6° camber			<input type="checkbox"/>
85	APCM08	8° camber			<input type="checkbox"/>

CENTER OF GRAVITY	
<p>Specify the position of rear wheel axle plate:</p> <p>Measure distance from front of back post to center of axle receiver.</p> <div style="border: 1px solid black; padding: 5px; display: flex; justify-content: space-between; align-items: center;"> 0 - 6" range Set At: _____ (inches) </div> <p><i>If not indicated, default setting is at 2,5"</i></p> <p><i>If a configuration issue arises due to the choice of the Center Of Gravity (COG) Motion Composites reserves the right to reduce or increase the COG to the closest position.</i></p>	

WHEEL LOCK					
86	APWL08	Newton wheel lock - push to lock			<input type="checkbox"/>
87	APWL04	Newton grade aid push to lock (suggested with pneumatic or high pressure tire)		OTP	<input type="checkbox"/>
88	APWL13 APWL14	6" removable extension handle			<input type="checkbox"/>
89	APWL05	Scissor Lock		J	<input type="checkbox"/>
90	APWL99	Omit wheel locks		J	<input type="checkbox"/>

"T" ARMREST ¹			Height Adjustment				
91	APAR03	10" Desk Length	8 - 12" STD <input type="checkbox"/>	10 - 14" <input type="checkbox"/>			<input type="checkbox"/>
92	APAR04	14" Full Length	8 - 12" STD <input type="checkbox"/>	10 - 14" <input type="checkbox"/>			<input type="checkbox"/>

1 - May have a 1/2 " adjustment restriction on both limits of the range

SWING AWAY ARMREST ^{2, 3}			Height Adjustment				
93	APAR05	Tubular arm pad	8 - 11"		J		<input type="checkbox"/>
94	APAR06	10" Desk length arm pad	8 - 11"		J		<input type="checkbox"/>

2 -not available with the Ultralight non-locking backrest 3 - Height adjustable may interfere with depth adjustable back and WC-19

SIDE GUARDS (not available with "T" Armrest)					
95	APSG01	Plastic side guards (removable)		OTP	<input type="checkbox"/>
96	APSG03	Carbon fiber side guards (removable)		OTP	<input type="checkbox"/>
97	APSG06	Plastic fender side guards (removable) ¹		OTP	<input type="checkbox"/>
98	APSG04	Carbon fiber fender side guards (removable)		OTP	<input type="checkbox"/>

1 - Not compatible with 20" and 22" rear wheels

POSITIONING BELT						
99	APSB02	Auto buckle	Standard 35" <input type="checkbox"/>	Long 60" <input type="checkbox"/>		<input type="checkbox"/>
100	APSB07	Hardware attachment for 2 point seatbelt (1 pair)				<input type="checkbox"/>
101	APSB04	BodyPoint Hip Belt - 2 point non padded		Medium 56" <input type="checkbox"/>	Long 61" <input type="checkbox"/>	OTP <input type="checkbox"/>
102	APSB05	BodyPoint Hip Belt - 2 point padded	Small 51" <input type="checkbox"/>	Medium 56" <input type="checkbox"/>	Long 61" <input type="checkbox"/>	OTP <input type="checkbox"/>
103	APSB06	BodyPoint Hip Belt - 4 point padded	Small 51" <input type="checkbox"/>	Medium 56" <input type="checkbox"/>	Long 61" <input type="checkbox"/>	OTP <input type="checkbox"/>
104	APSB08	BodyPoint EVOFLEX® Positioning Belt Rehab latch and Band Clamps		Medium 18" <input type="checkbox"/>	Long 24" <input type="checkbox"/>	OTP <input type="checkbox"/>
105	APSB99	Omit positioning belt			J	<input type="checkbox"/>

ACCESSORIES					
106	APAC03	Anti-tippers			<input type="checkbox"/>
107	APAC05	WC-19 Transit Tie Down w/Q'straint belt	Short belt 20-41" <input type="checkbox"/>	Long belt 20-46" <input type="checkbox"/>	<input type="checkbox"/>
108	APAC08	Spoke guards ¹	Available: 20", 22", 24", 26"		OTP <input type="checkbox"/>
109	APAC26	BodyPoint Mobility Bag			OTP <input type="checkbox"/>
110	APAC23	Newton Backpack			OTP <input type="checkbox"/>

1 - Not available with Mag wheels

COLOR						
111	APFC	Highlight color:	(10) Ferrari Red <input type="checkbox"/>	(11) White <input type="checkbox"/>	(12) Black <input type="checkbox"/>	(13) Sunkissed Orange <input type="checkbox"/>
			(14) Sky Blue <input type="checkbox"/>	(15) Fuchsia <input type="checkbox"/>	(16) Acid Green <input type="checkbox"/>	<input type="checkbox"/>

					Total		
--	--	--	--	--	--------------	--	--

Notes :