



Helio KIDS

ORDER FORM - MANITOBA

P.O. number:* _____ Date: _____

Company Name:* _____ Phone:* _____

Ordered by:* _____

Clinician/ATP/RTS: _____

Email: _____

Marked for: _____

Ship to:* _____

Name: _____

Address: _____

City: _____ Prov: _____

Postal Code: _____

Phone: _____

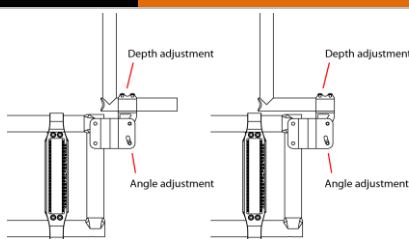
* Required KDMA060 English Manual (STD) KDMA061 Manuel Français Taxes not included

MODEL				
1	KDWC06	Ultralight Folding Carbon Fiber Helio KIDS Wheelchair Including angle & depth adjustable back (175 lb weight capacity)		\$3 545 <input type="checkbox"/>
2	KDWC10	E-Motion adaptor Kit (2 adaptors)	OTP	\$75 <input type="checkbox"/>

FREE Growth Kit within the first 5 years of the Helio KIDS wheelchair ownership
 The growth kit includes carbon crossbraces, crossbrace links, seat sling, back upholstery, front riggings and footplates.

SEAT WIDTH ¹								
3	KDSW	Seat width:	12" <input type="checkbox"/>	13" <input type="checkbox"/>	14" <input type="checkbox"/>	15" <input type="checkbox"/>	16" <input type="checkbox"/>	NC <input type="checkbox"/>

SEAT DEPTH (Seat sling and frame have a fixed depth for improved rigidity and reduced weight)

4	KDSD14	12" - 15" (14" seat sling/frame)	Set at:	Seat depth adjustment achieved by changing back cane position		NC	<input type="checkbox"/>
5	KDSD15	13" - 16" (15" seat sling/frame)	Set at:			NC	<input type="checkbox"/>
6	KDSD16	14" - 17" (16" seat sling/frame)	Set at:			NC	<input type="checkbox"/>
7	KDSD17	15" - 18" (17" seat sling/frame)	Set at:			NC	<input type="checkbox"/>
8	KDSD18	16" - 19" (18" seat sling/frame)	Set at:			NC	<input type="checkbox"/>

[1. Width Calculator](#)

Helio Kids FRONT Seat-to-floor Height - Please select your choice

Forks / Position		4" caster (l)			5" caster			6" caster			8" caster		
		Stem bolt Length			Stem bolt Length			Stem bolt Length			Stem bolt Length		
		STD	+1"	+2"	STD	+1"	+2"	STD	+1"	+2"	STD	+1"	+2"
4"	P1	13 1/2	14 1/2	15 1/2									
	P2	14	15	16	14 1/2	15 1/2	16 1/2						
5"	P1												
	P2	14	15	16	14 1/2	15 1/2	16 1/2						
	P3	14 1/2	15 1/2	16 1/2	15	16	17	15 1/2	16 1/2	17 1/2			
	P4	15	16	17	15 1/2	16 1/2	17 1/2	16	17	18			
7"	P1							16 1/2	17 1/2	18 1/2			
	P2				16 1/2	17 1/2	18 1/2	17	18	19			
	P3				17	18	19	17 1/2	18 1/2	19 1/2	18 1/2	19 1/2	20 1/2
	P4	17	18	19	17 1/2	18 1/2	19 1/2	18	19	20	19	20	21
	P5	17 1/2	18 1/2	19 1/2	18	19	20	18 1/2	19 1/2	20 1/2	19 1/2	20 1/2	21 1/2

Height available +/- 1/4" (see stem bolt and fork combination at the end of the order form)

CASTERS											
9	KDCA01	Composite wheel w/ PU tire (1" width)	4" (J) <input type="checkbox"/>	5" <input type="checkbox"/>	6" <input type="checkbox"/>	8" <input type="checkbox"/>			NC	<input type="checkbox"/>	
10	KDCA10	Pneumatic 6" x 1 1/4"						J	\$160	<input type="checkbox"/>	
11	KDCA11	Pneumatic 8" x 1 1/4"						J	\$160	<input type="checkbox"/>	
12	KDCA14	Newton UltraCaster Soft-Roll Composite	4" x 1 1/2"						J	\$98	<input type="checkbox"/>
13	KDCA15		5" x 1 1/2"							\$98	<input type="checkbox"/>
14	KDCA16		6" x 1 1/2"							\$98	<input type="checkbox"/>
15	KDCA17		4" x 1 1/2"						OTP	\$175	<input type="checkbox"/>
16	KDCA18	Newton UltraCaster Soft-Roll Aluminum	5" x 1 1/2"						OTP	\$185	<input type="checkbox"/>
17	KDCA19		6" x 1 1/2"						OTP	\$195	<input type="checkbox"/>
CASTER OPTIONS											
18	KDCA12	Caster Pin Locks (Available with +1" or +2" Stem bolt ONLY)							OTP	\$255	<input type="checkbox"/>
19	KDCA13	Frog Legs suspension forks phase-one (Not available with caster pin locks)				Specify weight of user:			OTP	\$489	<input type="checkbox"/>

KIDS REAR Seat-to-floor Height

WHEEL SIZES		Height available		Specify desired height: _____
20" wheel		12 1/2" to	17 1/4"	
22" wheel		13 1/2" to	18 1/4"	
24" wheel		14 1/2" to	19 1/4"	

Note: Tire size, center of gravity setting and seat slope may result in a variation of +/- 1/2" of selected seat to floor height"

SWING-IN/SWING-OUT FOOTREST										
20	KDFR03	60° Swing-in/swing-out footrest	see line 23 (5 - 13.5") <input type="checkbox"/>	13.5 - 17" <input type="checkbox"/>	14.5 - 19.5" <input type="checkbox"/>	15.5 - 20.5" <input type="checkbox"/>	Set at:*		NC	<input type="checkbox"/>
21	KDFR04	70° Swing-in/swing-out footrest	see line 23 (5 - 13.5") <input type="checkbox"/>	13.5 - 17" <input type="checkbox"/>	14.5 - 19.5" <input type="checkbox"/>	15.5 - 20.5" <input type="checkbox"/>	Set at:*		NC	<input type="checkbox"/>
22	KDFR15	80° Swing-in/swing-out footrest	see line 23 (5 - 13.5") <input type="checkbox"/>	13.5 - 16" <input type="checkbox"/>	14.5 - 19.5" <input type="checkbox"/>	15.5 - 20.5" <input type="checkbox"/>	Set at:*		NC	<input type="checkbox"/>
FOOTREST OPTIONS										
23	KDFR09	High mount (footplate attached to the hanger with clamps) ¹			Range: 5 - 13.5"		Set at:*		\$90	<input type="checkbox"/>

1 - Non standard length modification option for standard 60°, 70° and 80° footrests

* + or - 1/2"

90° SWING-IN/SWING-OUT FOOTREST WITH FRONT MOUNT (Footplate mounted to hanger tube)												
24	KDFR06	90° swing-in/swing-out with front mount - Standard (no extension) ¹			7.5 - 11"		Set at:*		NC	<input type="checkbox"/>		
25	KDFR07	90° swing-in/swing-out with front mount - Short extension 2" ^{1,2}			9.5 - 13"		Set at:*		\$130	<input type="checkbox"/>		
26	KDFR08	90° swing-in/swing-out with front mount - Medium extension 4" ^{1,2}			9.5 - 14.5"		Set at:*		\$130	<input type="checkbox"/>		
27	KDFR99	Omit Footrest								J	NC	<input type="checkbox"/>

1 - Available only with adjustable footplates 2 - May interfere with front casters

* + or - 1/2"

ELEVATING LEGREST (unit) The elevating legrest replace the footrest side selected										
28	KDFR10	Elevating legrest with calf pad, 14" - 19" Length adjustable			Left <input type="checkbox"/>	Right <input type="checkbox"/>	Set at:	J	\$290	<input type="checkbox"/>

FOOTPLATES												
29	KDFP01	Standard - Composite								STD	<input type="checkbox"/>	
30	KDFP02	Newton adjustable angle - Composite								J	\$145	<input type="checkbox"/>
31	KDFP03	Newton adjustable angle - Aluminum ¹								OTP	\$165	<input type="checkbox"/>
32	KDFP04	Newton adjustable angle - Carbon fiber (with rubber inserts)								OTP	\$380	<input type="checkbox"/>
33	KDFP05	Newton adjustable angle extra deep - Aluminum								J	\$165	<input type="checkbox"/>
34	KDFP06	One piece adjustable angle flip-up - Aluminum. (Not available with 90° Front Mount)								OTP	\$206	<input type="checkbox"/>
35	KDFP07	One piece adjustable angle flip-up - Carbon fiber. (Not available with 90° Front Mount)								OTP	\$450	<input type="checkbox"/>

FOOTPLATE ACCESSORIES											
36	KDFP08	Length adjustable heel loop (not available with one piece footplate)								NC	<input type="checkbox"/>
37	KDFP09	Calf strap							OTP	\$52	<input type="checkbox"/>
38	KDFP30	Bodypoint Aeromesh Padded calf strap							OTP	\$129	<input type="checkbox"/>

1 - The Newton adjustable angle (Aluminum) is the only available option with a 12 and 13" wide frame

RESIDUAL LIMB SUPPORT (Height and angle adjustable) (unit)										
39	KDFR23	Swing away residual limb support - 7" x 9"			Left <input type="checkbox"/>	Right <input type="checkbox"/>		J	\$390	<input type="checkbox"/>
40	KDFR12	Swing away residual limb support - 8" x 11"			Left <input type="checkbox"/>	Right <input type="checkbox"/>		J	\$390	<input type="checkbox"/>

Back canes, depth ajustable and angle ajustable, with option

BACK CANES - Depth ajustable and angle ajustable										
41	KDBC15	Straight aluminum back cane	9 - 12" <input type="checkbox"/>	12 - 15" <input type="checkbox"/>	15 - 18" <input type="checkbox"/>	18 - 21" <input type="checkbox"/>	STD		NC	<input type="checkbox"/>
42	KDBC16	8° Bend Aluminum back cane		12 - 15" <input type="checkbox"/>	15 - 18" <input type="checkbox"/>	18 - 21" <input type="checkbox"/>	STD		\$105	<input type="checkbox"/>
43		Select back cane angle:	90° <input type="checkbox"/>	95° STD <input type="checkbox"/>	100° <input type="checkbox"/>	105° <input type="checkbox"/>				

2 - Not compatible with stroller handle, stabilizer bar, headrest and attendant lock

STROLLER HANDLE AND STABILIZER BAR ¹ (only available with push handle)										
47	KDPH04	Stroller handle							\$210	<input type="checkbox"/>
48	KDPH03	Newton folding stabilizer bar						OTP	\$258	<input type="checkbox"/>

1 - Stroller handle and stabilizer bar can't be combined

BACK UPHOLSTERY										
49	KDBH07	Slip-on Active-Mesh back upholstery							NC	<input type="checkbox"/>
50	KDBH08	Adjustable tension Active-Mesh back upholstery						OTP	\$245	<input type="checkbox"/>
51	KDBH99	Omit Back upholstery							STD	<input type="checkbox"/>

SEAT CUSHION										
52	KDSC99	Omit Cushion							NC	<input type="checkbox"/>

REAR WHEELS												
53	KDRW01	Mag ¹	20" <input type="checkbox"/>	22" <input type="checkbox"/>	24" <input type="checkbox"/>				20"= J	\$129	<input type="checkbox"/>	
54	KDRW02	Newton One - spoke wheel ²	20" <input type="checkbox"/>	22" <input type="checkbox"/>	24" <input type="checkbox"/>				20" = J	NC	<input type="checkbox"/>	
55	KDRW03	Newton Gravity - ultralight wheel	20" <input type="checkbox"/>	22" <input type="checkbox"/>	24" <input type="checkbox"/>				OTP	\$360	<input type="checkbox"/>	
56	KDRW04	Spinergy Spox		22" <input type="checkbox"/>	24" <input type="checkbox"/>				OTP	\$800	<input type="checkbox"/>	
57		Spinergy Spox spokes colors ³	Blk <input type="checkbox"/>	STD	Wht <input type="checkbox"/>	Blue <input type="checkbox"/>	Red <input type="checkbox"/>	Yel <input type="checkbox"/>	OTP	NC	<input type="checkbox"/>	
58	KDRW05	Spinergy LX		22" <input type="checkbox"/>	24" <input type="checkbox"/>				OTP	\$995	<input type="checkbox"/>	
59		Spinergy LX spokes colors ³	Blk <input type="checkbox"/>	STD	Pur <input type="checkbox"/>	Wht <input type="checkbox"/>	Blue <input type="checkbox"/>	Red <input type="checkbox"/>	Yel <input type="checkbox"/>	Pink <input type="checkbox"/>	Grn <input type="checkbox"/>	Org <input type="checkbox"/>
60	KDRW07	Spinergy CLX Carbon Blade			24" <input type="checkbox"/>				OTP	\$1 540	<input type="checkbox"/>	
61		Spinergy CLX spokes colors ³	Blk <input type="checkbox"/>	STD	Pur <input type="checkbox"/>	Wht <input type="checkbox"/>	Blue <input type="checkbox"/>	Red <input type="checkbox"/>	Yel <input type="checkbox"/>	Pink <input type="checkbox"/>	Grn <input type="checkbox"/>	Org <input type="checkbox"/>

1 - HP tires are not compatible with Mag Wheels -use only aluminum or plastic coated handrim

2 - Not compatible with Shox tires

3 - Colour spokes require an additionnal 10 days lead-time

TIRES											
							Available				
62	KDTI01	Soft Urethane 1 1/4 "				20", 22" 24"			20"= J	STD	<input type="checkbox"/>
63	KDTI02	Soft Urethane knobby 1 3/8 "				22", 24"				\$110	<input type="checkbox"/>
64	KDTI04	Soft Urethane - Shox 1"				22", 24"			OTP	\$130	<input type="checkbox"/>
65	KDTI05	Pneumatic 1 3/8 "				20", 22" 24"			20"= J	NC	<input type="checkbox"/>
66	KDTI08	Pneumatic with Airless insert 1 3/8"				22", 24"			OTP	\$215	<input type="checkbox"/>
67	KDTI06	Pneumatic HP - 1"				20", 22" 24"			OTP	\$110	<input type="checkbox"/>
68	KDTI07	Pneumatic HP - Schwalbe Marathon Plus 1"				24"			OTP	\$190	<input type="checkbox"/>

HANDRIM						
69	KDHR01	Aluminum anodized			STD	<input type="checkbox"/>
70	KDHR07	Newton Air Grip ¹ <i>Black</i> <input type="checkbox"/>		J	\$150	<input type="checkbox"/>
71	KDHR	Newton Air Grip ¹ (08) <i>Sunkissed Orange</i> <input type="checkbox"/> (09) <i>Burgundy</i> <input type="checkbox"/> (10) <i>Sapphire Blue</i> <input type="checkbox"/> (11) <i>Monster Green</i> <input type="checkbox"/> (12) <i>Charcoal</i> <input type="checkbox"/> (13) <i>Fuchsia</i> <input type="checkbox"/> (14) <i>Steel Blue</i> <input type="checkbox"/> (15) <i>Ferrari Red</i> <input type="checkbox"/> (16) <i>Acid Green</i> <input type="checkbox"/> (17) <i>White</i> <input type="checkbox"/> (18) <i>Sky Blue</i> <input type="checkbox"/>		OTP	\$330	<input type="checkbox"/>
Assembly position for aluminum and Newton AirGrip handrims						
72	C2HR29	Standard Handrim position <i>Full tab</i>			STD	<input type="checkbox"/>
73	C2HR30	Narrow Handrim position (<i>not available in 22"</i>) <i>Short tab 2 positions</i>		J	\$25	<input type="checkbox"/>
74	C2HR31	Super Narrow Handrim (<i>not available in 22"</i>) <i>Short tab 2 positions</i> STD <input type="checkbox"/> <i>Short tab 1 position</i> <input type="checkbox"/>		J	\$25	<input type="checkbox"/>

HANDRIM						
75	KDHR02	Plastic coated ³		OTP	\$160	<input type="checkbox"/>
76	KDHR03	Q-Grip High friction Neoprene coated ^{1,2,3}		OTP	\$430	<input type="checkbox"/>
77	KDHR28	Surge ^{1,2,3} (1-1/2" Oval handrim w/ Gripton high friction strip)		OTP	\$470	<input type="checkbox"/>
78	KDHR05	Surge LT ^{1,2,3} (1-1/8" Oval handrim w/ Gripton high friction strip)		OTP	\$500	<input type="checkbox"/>
79	KDHR04	Natural Fit Standard Grip ^{1,2,3} (1-1/2" Oval handrim w/standard thumb piece)		OTP	\$500	<input type="checkbox"/>
80	KDHR25	Natural Fit Super Grip ^{1,2,3} (1-1/2" Oval handrim w/super grip thumb piece)		OTP	\$530	<input type="checkbox"/>
81	KDHR99	Omit handrim		J	NC	<input type="checkbox"/>

1- Not available with Mag wheels 2- Not available in 20" 3- Only standard handrim position available

ONE ARM DRIVE						
82	KDHR22	One arm drive ⁴ 24" left <input type="checkbox"/> right <input type="checkbox"/>			\$1 395	<input type="checkbox"/>

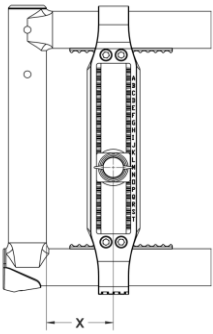
4 - Only available with Newton One wheels, aluminum or plastic handrims

AXLE						
83	KDAX01	Quick release axle			STD	<input type="checkbox"/>
84	KDAX02	Permanent axle			NC	<input type="checkbox"/>
85	KDAX03	Quad release axle			\$170	<input type="checkbox"/>

AXLE PLATE						
86	KDAX04	Amputee adjustable axle plate ¹		J	\$250	<input type="checkbox"/>

1 - May interfere with swing away armrest and limit seat to floor height available

REAR WHEEL CAMBER						
87	KDCM00	0° camber			STD	<input type="checkbox"/>
88	KDCM03	3° camber			NC	<input type="checkbox"/>
89	KDCM06	6° camber (<i>not available with amputee axle plate</i>)			\$80	<input type="checkbox"/>

CENTER OF GRAVITY																																																					
		<p>Choose position of rear wheel axle plate: _____</p> <p>Measure distance X from front of back post to center of axle receiver.</p> <table border="1"> <thead> <tr> <th colspan="6">Most stable</th> <th colspan="6">Most responsive</th> </tr> </thead> <tbody> <tr> <td>1"</td> <td>1/4"</td> <td>1/2"</td> <td>3/4"</td> <td>2"</td> <td>1/4"</td> <td>1/2"</td> <td>3/4"</td> <td>3"</td> <td>1/4"</td> <td>1/2"</td> <td>3/4"</td> <td>4"</td> <td></td> </tr> <tr> <td><input type="checkbox"/></td> <td><input type="checkbox"/></td> <td><input type="checkbox"/></td> <td><input type="checkbox"/></td> <td><input type="checkbox"/></td> <td><input type="checkbox"/></td> <td><input type="checkbox"/></td> <td><input type="checkbox"/></td> <td><input type="checkbox"/></td> <td><input type="checkbox"/></td> <td><input type="checkbox"/></td> <td><input type="checkbox"/></td> <td><input type="checkbox"/></td> <td><input type="checkbox"/></td> </tr> </tbody> </table> <p>If not indicated, default setting is at 1.5"</p> <p><i>Possible conflict between a seat depth under 16" and a center of gravity over 2.5".</i></p> <p><i>If a configuration issue arises due to the choice of the Center Of Gravity (COG) Motion Composites reserves the right to reduce or increase the COG to the closest position.</i></p>												Most stable						Most responsive						1"	1/4"	1/2"	3/4"	2"	1/4"	1/2"	3/4"	3"	1/4"	1/2"	3/4"	4"		<input type="checkbox"/>	<input type="checkbox"/>	<input type="checkbox"/>	<input type="checkbox"/>	<input type="checkbox"/>	<input type="checkbox"/>	<input type="checkbox"/>	<input type="checkbox"/>	<input type="checkbox"/>	<input type="checkbox"/>	<input type="checkbox"/>	<input type="checkbox"/>	<input type="checkbox"/>	<input type="checkbox"/>
		Most stable						Most responsive																																													
1"	1/4"	1/2"	3/4"	2"	1/4"	1/2"	3/4"	3"	1/4"	1/2"	3/4"	4"																																									
<input type="checkbox"/>	<input type="checkbox"/>	<input type="checkbox"/>	<input type="checkbox"/>	<input type="checkbox"/>	<input type="checkbox"/>	<input type="checkbox"/>	<input type="checkbox"/>	<input type="checkbox"/>	<input type="checkbox"/>	<input type="checkbox"/>	<input type="checkbox"/>	<input type="checkbox"/>	<input type="checkbox"/>																																								

WHEEL LOCK						
90	KDWL08	Newton Wheel lock - push to lock			STD	<input type="checkbox"/>
91	KDWL02	Pull to lock			NC	<input type="checkbox"/>
92	KDWL04	Newton grade aid push to lock (<i>suggested with pneumatic or high pressure tire</i>)		OTP	\$175	<input type="checkbox"/>
93	KDWL13 KDWL14	6" removable extension handle			\$67	<input type="checkbox"/>
94	KDWL05	Scissor Lock		J	\$300	<input type="checkbox"/>
95	KDWL06	Attendant Lock (<i>additional set of wheel lock mounted to the back</i>)		OTP	\$230	<input type="checkbox"/>
96	KDWL99	Omit wheel locks		J	NC	<input type="checkbox"/>

"T" ARMREST ¹			Height Adjustment						
97	KDAR03	10" Desk length arm pad	8 - 12" □	STD	10 - 14" □			\$360	□
98	KDAR04	14" Full length arm pad	8 - 12" □	STD	10 - 14" □			\$360	□

1 - May have a 1/2" adjustment restriction on both limits of the range

LOCKING FLIP-UP ARMREST ²									
99	KDAR07	Locking Flip-Up Armrest	Set height to:					\$330	□
GEL ARM PAD									
100	KDAR12	14" Full Length Arm Pad - Gel Ovation					OTP	\$150	□
101	KDAR99	Omit armrest					J	NC	□

2 - May interfere with rigid back hardware

2 - Only available with 18" - 21" straight aluminum back canes

2 - Not available with a back upholstery

SIDE GUARDS (not available with "T" Armrest)									
102	KDSG01	Plastic side guards (removable)					OTP	\$225	□
103	KDSG03	Carbon fiber side guards (removable)					OTP	\$295	□
104	KDSG06	Plastic fender side guards (removable) ¹					OTP	\$320	□
105	KDSG04	Carbon fiber fender side guards (removable)					OTP	\$495	□
106	KDSG99	Omit side guard						NC	□

1 - Not compatible with 20" and 22" rear wheels

POSITIONING BELT									
107	KDSB02	Auto buckle	Standard 35" □		Long 60" □			\$55	■
108	KDSB07	Hardware attachment for 2 point seatbelt (1 pair)						NC	■
109	KDSB04	BodyPoint Hip Belt - 2 point not padded			Medium 56" □	Long 61" □		OTP	\$82
110	KDSB05	BodyPoint Hip Belt - 2 point padded	Small 51" □		Medium 56" □	Long 61" □		OTP	\$170
111	KDSB06	BodyPoint Hip Belt - 4 point padded	Small 51" □		Medium 56" □	Long 61" □		OTP	\$195
112	KDSB08	BodyPoint EVOFLEX® Positioning Belt Rehab latch and Band Clamps			Medium 18" □	Long 24" □		OTP	\$324

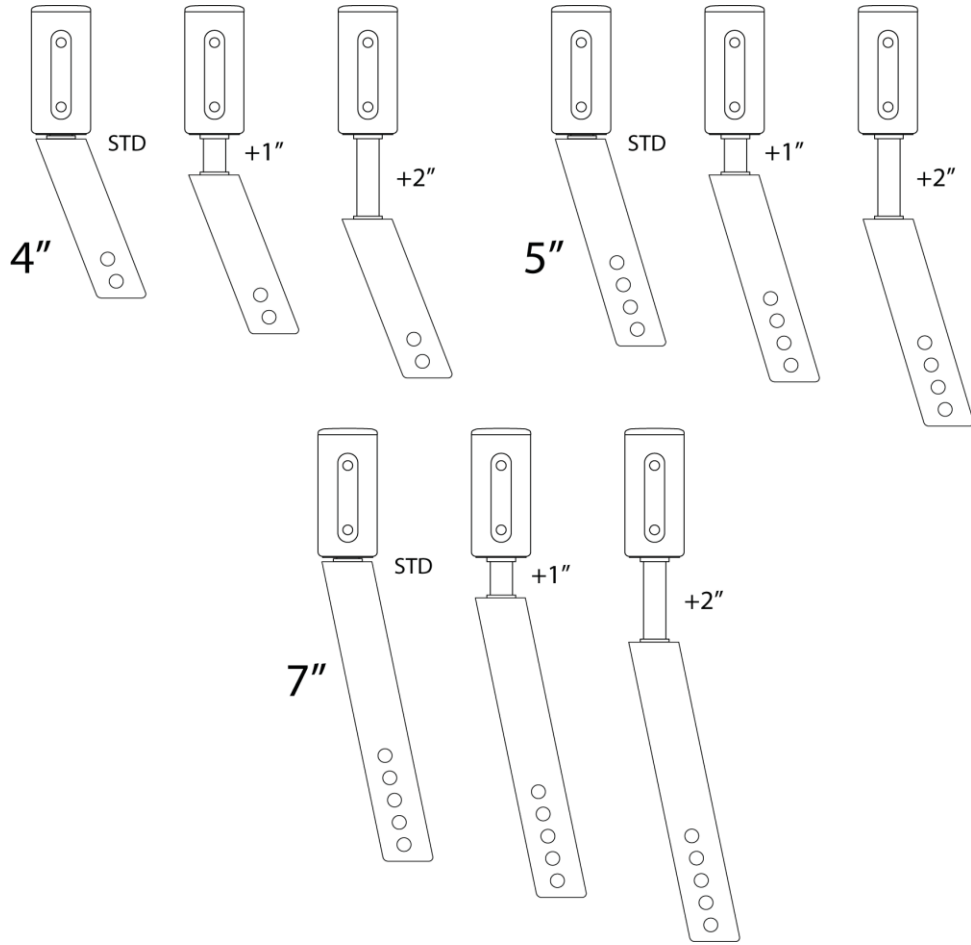
ACCESSORIES									
113	KDAC03	Anti tippers						\$115	□
114	KDAC27	Tip assist ¹					OTP	\$60	□
115	KDAC04	Transit Tie Down (Unoccupied)						NC	■
116	KDAC08	Spoke guards ²	Available: 20", 22", 24"				OTP	\$145	□
117	KDAC09	Footrest neoprene impact guard (pair) - Black					OTP	\$80	□
118	KDAC26	BodyPoint Mobility Bag					OTP	\$135	□
119	KDAC23	Newton Backpack					OTP	\$120	□

1 - Cannot be combined with Anti Tippers

2 - Not available with Mag wheels

FRAME COLOR (with carbon finish crossbrace)									
120	KDFC01	Carbon Fiber Black □						NC	□
TOTAL									

Fork and Stem bolt combinations



Notes :

Blank area for notes.