

Sunrise/MWP Manual Wheelchair Specification Form

Quickie® SR45

February 2014

CUSTOMER INFORMATION

ACCOUNT #: _____	SHIP TO: _____
DATE: _____	NAME: _____
P.O.#: _____	ADDRESS: _____
CITY: _____	PROVINCE: _____
POSTAL CODE: _____	PHONE NUMBER: _____
BUYER: _____	MARKED FOR: _____



1. FRAME STYLE & SETUP

BASE MODEL

- | | | | |
|---------------------------|---------|--------------|------------|
| <input type="checkbox"/> | 194WM77 | Quickie SR45 | \$2,795.00 |
| Max. User Weight: 265 lbs | | | |

TILT ANGLE

- | | | | |
|--------------------------|--------|-----------|----|
| <input type="checkbox"/> | 194TA2 | 0° to 45° | NC |
|--------------------------|--------|-----------|----|

FRAME OPTIONS

- | | | | |
|--------------------------|--------|---|----|
| <input type="checkbox"/> | 194FO3 | Standard Base and Seat Frame
<i>Maximum Weight: 265 lbs.</i> | NC |
|--------------------------|--------|---|----|

TRANSIT

- | | | | |
|--------------------------|---------|----------------|----|
| <input type="checkbox"/> | 194TO38 | Transit Option | NC |
|--------------------------|---------|----------------|----|

TILT RELEASE

- | | | | |
|--------------------------|---------|-------------------------------------|----|
| <input type="checkbox"/> | 194TT12 | Backrest Dual Trigger Cable Release | NC |
|--------------------------|---------|-------------------------------------|----|

FRAME WIDTH

- | | | | |
|--------------------------|--------|----------|----|
| <input type="checkbox"/> | 194W5 | 14" | NC |
| <input type="checkbox"/> | 194W6 | 15" | NC |
| <input type="checkbox"/> | 194W7 | 16" | NC |
| <input type="checkbox"/> | 194W8 | 17" | NC |
| <input type="checkbox"/> | 194W9 | 18" | NC |
| <input type="checkbox"/> | 194W10 | 19" | NC |
| <input type="checkbox"/> | 194W11 | WAMA 20" | NC |



Quickie SR45 shown with the JAY© J3™ backrest and JAY© 3™ cushion.



Quickie SR45 features IRIS™ (Intelligent Rotation In-Space) technology.

NOTES:
 (1) OPTION FOR PURCHASE
 (2) JUSTIFICATION

2. FRAME DEPTH SET UP (Fill out either A or B)

A. SETUP BY QUICKIE

A. DESIRED SEAT DEPTH

See Dimension A for measurement

<input type="checkbox"/>	194SD7	14"	NC
<input type="checkbox"/>	194SD8	15"	NC
<input type="checkbox"/>	194SD9	16"	NC
<input type="checkbox"/>	194SD10	17"	NC
<input type="checkbox"/>	194SD11	18"	NC
<input type="checkbox"/>	194SD12	19"	NC
<input type="checkbox"/>	194SD13	20"	NC
<input type="checkbox"/>	194SD14	21"	NC
<input type="checkbox"/>	194SD33	22"	NC

A. USER'S SEATED HEIGHT

See **Figure 1.2** Dimension B. Distance from seat surface to top of the head.

<input type="checkbox"/>	194SJ01	Less than 37"	NC
<input type="checkbox"/>	194SJ02	37" or Greater	NC

A. BACKREST POSITION

See **FIGURE 1.1** and **FIGURE 1.3**, Dimension C. The location of the backrest surface in relation to the front of the backpost. The measurement is taken from the front surface of the backpost to the deepest area of the backrest in contact with the user's body.

<input type="checkbox"/>	194BQ01	+3"	NC
<input type="checkbox"/>	194BQ05	+2"	NC
<input type="checkbox"/>	194BQ02	+1"	NC
<input type="checkbox"/>	194BQ03	Flush	NC
<input type="checkbox"/>	194BQ04	-1"	NC
<input type="checkbox"/>	194BQ06	-2"	NC

A. TOP OF CUSHION TO SEAT RAIL

See **FIGURE 1.4** Dimensions A & B. This measurement is taken from the top of the cushion to the upper surface of the seat rail. If the cushion has a wedged shape and/or has significant lateral pelvic contour, then determine the height of the cushion at the point where the ischial tuberosities would contact (not immerse) the cushion surface.

<input type="checkbox"/>	194CJ04	2 1/2" or Greater	NC
<input type="checkbox"/>	194CJ05	Less than 2 1/2"	NC
<input type="checkbox"/>	194CJ03	Below Seat Rail	NC

B. SETUP BY DEPTH

B. FRAME DEPTH RANGE

<input type="checkbox"/>	194FL91	Short Seat Frame 14"-18"	NC
<input type="checkbox"/>	194FL92	Medium Seat Frame 16"-20"	NC
<input type="checkbox"/>	194FL93	Long Seat Frame 18"-22"	NC

B. FRAME DEPTH

<input type="checkbox"/>	194FD5	14" <i>recommend short seat frame</i>	NC
<input type="checkbox"/>	194FD6	15" <i>recommend short seat frame</i>	NC
<input type="checkbox"/>	194FD7	16" <i>recommend short seat frame</i>	NC
<input type="checkbox"/>	194FD8	17" <i>recommend short seat frame</i>	NC
<input type="checkbox"/>	194FD9	18" <i>recommend medium seat frame</i>	NC
<input type="checkbox"/>	194FD10	19" <i>recommend medium seat frame</i>	NC
<input type="checkbox"/>	194FD11	20" <i>recommend long seat frame</i>	NC
<input type="checkbox"/>	194FD16	21" <i>recommend long seat frame</i>	NC
<input type="checkbox"/>	194FD17	22" <i>recommend long seat frame</i>	NC

OR

A. FIGURES FOR SETUP BY QUICKIE

Figure 1.1

		3	2	1	Flush	-1	-2
Desired Seat Depth	14"	NC	NC	NC	NC	N/A	N/A
	15"	NC	NC	NC	NC	N/A	N/A
	16"	NC	NC	NC	NC	NC	N/A
	17"		NC	NC	NC	NC	NC
	18"			NC	NC	NC	NC
	19"				NC	NC	NC
	20"	N/A				NC	NC
	21"	N/A	N/A				NC
	22"	N/A	N/A	N/A			

Figure 1.2

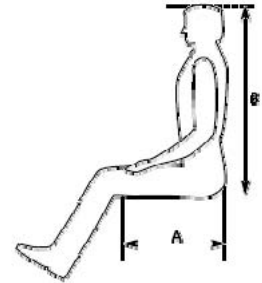
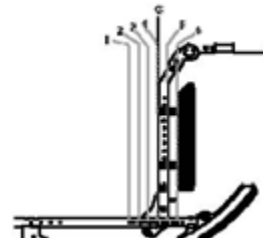
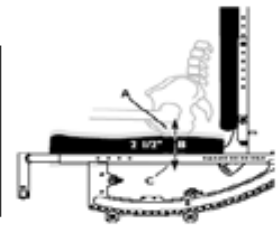


Figure 1.3



Back Type	
1	3" forward (+3")
2	2" forward (+2")
3	1" forward (+1")
4	Flush
5	1" rearward (-1")
6	2" rearward (-2")

Figure 1.4



3. SEATING

SEAT TYPE

<input type="checkbox"/>	194ST35	Standard Seat Pan	\$145.00
<input type="checkbox"/>	194ST7	Omit Seat Pan	NC

CUSHION (OPTIONAL)

To order any of the following JAY cushions on-chair, please see the JAY price list.

<input type="checkbox"/>	194JC01	Jay Basic Cushion	Price List
<input type="checkbox"/>	194JC02	Jay Easy Cushion	Price List

CUSHION (CONTINUED)

<input type="checkbox"/>	194JC03	Jay Soft Combi P Cushion	Price List
<input type="checkbox"/>	194JC06	Jay Lite Cushion	Price List
<input type="checkbox"/>	194JC04	Jay J2 Cushion	Price List
<input type="checkbox"/>	194JC05	Jay J2 Deep Contour Cushion	Price List
<input type="checkbox"/>	194JC07	Jay J3 Cushion	Price List
<input type="checkbox"/>	194JC09	Jay GO Cushion	Price List
<input type="checkbox"/>	194JC10	Jay ION Cushion	Price List

NOTES:
 (1) OPTION FOR PURCHASE
 (2) JUSTIFICATION

4. BACKREST

BACKREST TYPE

<input type="checkbox"/>	194BT3	Non Folding Backrest NA with Height Adjustable Back	NC
<input type="checkbox"/>	194BT99	Folding Backrest NA with Reclining Backrest	NC

BACKPOST STYLE (Select Only One Option Within A, B & C)

A. STROLLER HANDLE BACKPOST (FIXED)

Folding Backrest adds 1" to the listed values.

<input type="checkbox"/>	194BP48	Low (18")	NC
<input type="checkbox"/>	194BP49	Medium (21")	NC
<input type="checkbox"/>	194BP50	Tall (24")	NC

OR

B. HEIGHT ADJ. BACK W/ ADJ. STROLLER HANDLES

<input type="checkbox"/>	194BP51	Standard 15"-21"	NC
<input type="checkbox"/>	194BP52	Tall 18"-24"	NC

OR

C. RECLINING BACKREST

Not available with 22" Deep Frame

<input type="checkbox"/>	194BP53	Medium (21")	\$1,300.00 (2)
<input type="checkbox"/>	194BP54	Tall (24")	\$1,300.00 (2)

Recline Range

50° Adjustment: If the SR45 is upright at 90°, it can recline back to 140°.
If the SR45 is set at an open angle of 100°, it can recline back to 150°.

BACKREST OPTIONS

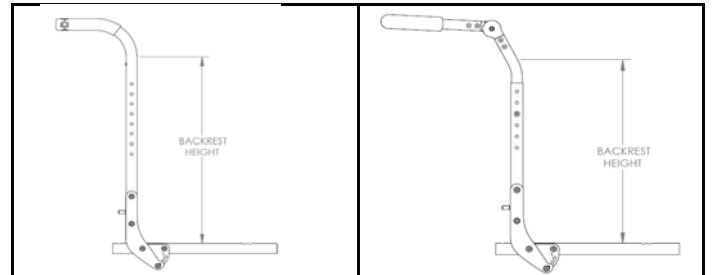
<input type="checkbox"/>	194OD19	Removable Extension NA with Height adj. back with adjustable stroller handle.	\$145.00 (1)
--------------------------	---------	--	--------------

QUICKIE SR45 HEADREST

<input type="checkbox"/>	Linx P12L for SR45	• 12" Pad • Mounting	\$271.00
--------------------------	--------------------	-------------------------	----------

<input type="checkbox"/>	M2300	• Bracket	NC
--------------------------	-------	-----------	----

Note: NC when Linx P12L is purchased.



Reclining/Fixed Handle Ht. Diagram | Height Adj. Handle Height Diagram

5. ARMREST

ARMREST

Armrests w/ Transfer Bar NA w/ 14" Seat Depth

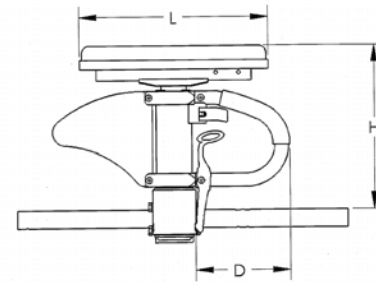
<input type="checkbox"/>	194AA100	Dual Post Height Adj No Transfer Bar	\$290.00
<input type="checkbox"/>	194AA101	Dual Post Height Adj w/Transfer Bar	\$300.00 (2)
<input type="checkbox"/>	194AA102	Dual Post Flip Back Height Adj No Transfer Bar	\$270.00
<input type="checkbox"/>	194AA103	Dual Post Flip Back Height Adj w/Transfer Bar	\$280.00 (2)
<input type="checkbox"/>	194AA104	Single Post Height Adjustable - Std	\$280.00
<input type="checkbox"/>	194AA105	Single Post Height Adjustable - Low	\$280.00
<input type="checkbox"/>	194AA14	Omit Armrest	NC

ARMPAD

<input type="checkbox"/>	194AM25	Desk	NC
<input type="checkbox"/>	194AM26	Full	NC

ARMREST RECEIVER (Single Post Height Adjustable Only)

<input type="checkbox"/>	194AR17	Low	NC
<input type="checkbox"/>	194AR18	Std	NC



Armrest Matrix for Single Post

Armrest Size	Transfer Tube Length D	Receiver	H Range	Pad Length L	
				Desk	Full
STD	8"	STD	10 3/4" to 15 3/4"	10 1/4"	14"
		LOW	8 3/4" to 13 3/4"		
LOW	5 1/4"	STD	9" to 13"	10 1/4"	14"
		LOW	7 1/4" to 11 1/4"		

6. HANGER AND FOOTPLATE OPTIONS

HANGER

<input type="checkbox"/>	194H139	70° Swing In/Swing Out -Ext. Mount	NC
<input type="checkbox"/>	194H140	70° Swing In/Swing Out -Front Mount	NC
<input type="checkbox"/>	194H141	80° Swing In/Swing Out -Ext. Mount NA with all 8" casters	NC
<input type="checkbox"/>	194H142	80° Swing In/Swing Out -Front Mount	NC
<input type="checkbox"/>	194H143	Elevating Legrest All ELR's will be Black paint	\$280.00 (2)
<input type="checkbox"/>	194H144	Omit Hanger	NC

EXTENSION TUBE (NA w/ Front Mount Hangers)

<input type="checkbox"/>	194E1	Short (NA with ELR)	NC
<input type="checkbox"/>	194E2	Medium	NC
<input type="checkbox"/>	194E5	Long	NC

Front Mount Extension Tubes (NA w/ Extension Mount Hangers)

Optional, not required for Front Mount Hangers

<input type="checkbox"/>	194E23	2"	NC
<input type="checkbox"/>	194E24	4" NA w/14", 15" Seat To Floor Ht, NA w/80° Hangers & 8" casters	NC

FOOTPLATES

Heel loop not included, see Footplate Options section below

<input type="checkbox"/>	194F1	Composite	NC
<input type="checkbox"/>	194F5	Aluminum Only Available w/ Elevating Legrest	NC
<input type="checkbox"/>	194F291	Aluminium Angle Adjustable	\$145.00 (2)

FOOTPLATE OPTIONS

<input type="checkbox"/>	194HL1	Heel Loops	NC
<input type="checkbox"/>	1945A02	Toe Loops (pair) Only Avail w/ Angle Adj. Footplate	\$35.00 (1)

NOTES:
(1) OPTION FOR PURCHASE
(2) JUSTIFICATION

7. SEAT HEIGHT SETUP

Rear Wheel Size	CASTER SIZE					
	○ 4	○ 5	○ 6	○ 8x1	○ 8x1.5	○ 8x2
○ 12		○ 16.0	○ 16.0			
		○ 16.5	○ 16.5			
		○ 17.0	○ 17.0			
		○ 17.5	○ 17.5	○ 17.5	○ 17.5	○ 17.5
○ 12 Low Poly		○ 15.0				
		○ 15.5	○ 16.0			
		○ 16.0	○ 16.5			
		○ 16.5	○ 17.0			
○ 16	○ 14.0	○ 15.0				
	○ 15.0	○ 17.0	○ 17.0			
		○ 17.5	○ 17.5	○ 17.5	○ 17.5	○ 17.5
		○ 18.0	○ 18.0	○ 18.0	○ 18.0	
		○ 18.5	○ 18.5	○ 18.5	○ 18.5	○ 18.5
				○ 19.0		
○ 20		○ 16.0	○ 16.0			
		○ 16.5	○ 16.5			
		○ 17.0	○ 17.0		○ 17.5	
		○ 17.5	○ 17.5	○ 19.5	○ 20.0	○ 17.5
			○ 19.5	○ 20.0	○ 20.5	○ 19.5
○ 22		○ 16.5	○ 16.5			
		○ 17.0	○ 17.0		○ 17.5	
		○ 17.5	○ 17.5	○ 17.5	○ 18.0	○ 17.5
		○ 18.0	○ 18.0	○ 18.0	○ 18.5	
○ 24		○ 17.5	○ 17.5	○ 17.5	○ 18.0	
		○ 18.0	○ 18.0	○ 18.0	○ 18.5	○ 17.5
		○ 18.5	○ 18.5	○ 18.5	○ 19.0	○ 18.5
		○ 19.0	○ 19.0	○ 19.0	○ 19.5	

CASTERS

<input type="checkbox"/>	194CW5	5" Low Profile Polyurethane	NC
<input type="checkbox"/>	194CW7	5" x 1.5" Semi Pneumatic	\$90.00 (1)
<input type="checkbox"/>	194CW34	6" Polyurethane	NC
<input type="checkbox"/>	194CW35	6" x 1.5" Semi Pneumatic	\$90.00
<input type="checkbox"/>	194CW32	8" Polyurethane	NC
<input type="checkbox"/>	194CW39	8" x 1.5" Semi Pneumatic	\$120.00
<input type="checkbox"/>	194CW36	8" x 2" Pneumatic	\$205.00 (2)
<input type="checkbox"/>	194CW100	8" x 2" Pneumatic w/Insert	\$325.00 (2)

8. KEY OPTIONS AND ACCESSORIES

ANTI TIPS

<input type="checkbox"/>	194AT1	Anti Tips (Pair)	\$100.00
--------------------------	--------	------------------	----------

POSITIONING BELT

<input type="checkbox"/>	194A141	1.5" Auto Buckle Universal w/Clamp	\$80.00
<input type="checkbox"/>	194A118	2" Aircraft Buckle Pad w/Clamp	\$170.00 (1)
<input type="checkbox"/>	194A120	Positioning Belt Clamps Only	\$50.00 (1)

REAR WHEEL

<input type="checkbox"/>	194RW13	12" Mag Wheel	NC (2)
<input type="checkbox"/>	194RW8	22" Mag Wheel	NC
<input type="checkbox"/>	194RW1	24" Mag Wheel	NC

REAR WHEEL TIRE

<input type="checkbox"/>	194RT3	Full Polyurethane <i>NA with 12" and 16"</i>	NC
<input type="checkbox"/>	194RT4	Low Polyurethane <i>Only available with 12" Mag Wheel</i>	NC
<input type="checkbox"/>	194RT1	Pneumatic	NC
<input type="checkbox"/>	194RT2	Pneumatic Airless Insert	\$205.00

HANDRIM

12" and 16" wheels not available with handrims.

<input type="checkbox"/>	194HR1	Aluminum Anodized	NC
<input type="checkbox"/>	194HR4	Plastic Coated	\$130.00 (2)
<input type="checkbox"/>	194HR7	Omit Handrim	NC

AXLE

<input type="checkbox"/>	194AX1	Quick Release	NC
<input type="checkbox"/>	194AX44	Threaded	NC

WHEEL LOCK

<input type="checkbox"/>	194WL8	Push To Lock	NC
<input type="checkbox"/>	194WL43	Rear Foot Operated Wheel Lock	\$75.00
<input type="checkbox"/>	194WL10	Omit Wheel Lock	NC

WHEEL LOCK EXTENSION HANDLE

Not available with rear foot operated wheel lock

<input type="checkbox"/>	194EH7	Extension Handle (Pair)	\$90.00 (2)
--------------------------	--------	-------------------------	-------------

MISC.

<input type="checkbox"/>	194A1	Black Utility Backpack	\$92.00 (1)
<input type="checkbox"/>	194TS03	Tilt Stops	\$30.00 (1)

COLOUR

<input type="checkbox"/>	194C2	Black	NC
<input type="checkbox"/>	194C10	Black Opal	NC
<input type="checkbox"/>	194C38	Blue Opal	NC
<input type="checkbox"/>	194C36	Candy Blue	NC
<input type="checkbox"/>	194C35	Candy Red	NC

NOTES:
 (1) OPTION FOR PURCHASE
 (2) JUSTIFICATION

Lower Leg Length Range Matrix

Extension Mount				
Hanger	Ext Tube	Footplate		
		Composite	Alum Angle Adj	Aluminum
70° Swing In/Out	Short	10.0" - 14.0"	10.2" - 14.1"	NA
	Medium	11.0" - 15.9"	11.1" - 16.0"	NA
	Long	12.9" - 17.8"	13.0" - 17.9"	NA
80° Swing In/Out	Short	9.9" - 11.0"	10.1" - 13.7"	NA
	Medium	11.0" - 15.5"	11.1" - 15.7"	NA
	Long	12.7" - 17.3"	12.9" - 17.4"	NA
ELR Swing Away	Medium	11.0" - 16.6"	11.1" - 16.8"	11.1" - 16.7"
	Long	12.9" - 18.5"	13.0" - 18.7"	12.9" - 18.6"

All values are ± 0.25" and based on flat seat heights and do not account for the minimum 2" ground clearance or footplate thickness. Full range not available with all seat heights. ELR measurements taken with ELR fully retracted.

Hanger Mount			
Ext	None	2"	4"
70°	3.1" - 8.8"	3.1" - 11.1"	3.1" - 13.0"
80°	3.3" - 9.2"	3.3" - 11.7"	3.3" - 13.7"
90°	2.7" - 8.7"	2.7" - 11.2"	2.7" - 13.2"

NOTES: (1) OPTION FOR PURCHASE (2) JUSTIFICATION
