

Sunrise/MWP Manual Wheelchair Specification Form

Zippie TS

0 à 1 ~ æ ~ Å Æ FI Å

CUSTOMER INFORMATION

ACCOUNT #: _____ SHIP TO: _____
 DATE: _____ NAME: _____
 P.O.#: _____ ADDRESS: _____
 CITY: _____ PROVINCE: _____
 POSTAL CODE: _____ PHONE NUMBER: _____
 BUYER: _____ MARKED FOR: _____



Product Information

ZIPPIE TS (Transit Included)

1. FRAME STYLE

Max. User Weight: 165 lbs

All Zippie TS models grow in width and depth.

- | | |
|--|--|
| <input type="checkbox"/> 187WM63 WMK5QU005 Folding Growing Zippie TS (includes True Fit Growth) \$3,565.00 | <input type="checkbox"/> 187WM64 Rigid Growing Zippie TS (includes True Fit Growth) \$3,465.00 |
| | <input type="checkbox"/> 187F02 Additional Rigid Strut Tube NC |

2. TRANSIT SYSTEM

- | |
|---|
| <input type="checkbox"/> 187TO9 Transit Included w/o Seating NC |
|---|

3. TILT OPTION

- | |
|---|
| <input type="checkbox"/> 187TT12 Dual Trigger Cable Release NC |
| <input type="checkbox"/> 187VZ01 Criss Cross Cables (cables are longer individually) NC |
| <input type="checkbox"/> 187VZ02 Non Criss Cross STD |

4. FRAME COLOR

STANDARD COLORS

- | |
|---|
| <input type="checkbox"/> 187C2 Black (Not avail as base w/Zebra) NC |
|---|

NOTES:
 (1) OPTION FOR PURCHASE
 (2) JUSTIFICATION

5. FRAME WIDTH

<input type="checkbox"/>	187W25	Small Cross Brace	NC
<input type="checkbox"/>	187S1	10"	NC
<input type="checkbox"/>	187S2	11"	NC
<input type="checkbox"/>	187S3	12"	NC
<input type="checkbox"/>	187W26	Medium Cross Brace	NC
<input type="checkbox"/>	187S3	12"	NC
<input type="checkbox"/>	187S4	13"	NC
<input type="checkbox"/>	187S5	14"	NC

<input type="checkbox"/>	187W27	Large Cross Brace	NC
<input type="checkbox"/>	187S5	14"	NC
<input type="checkbox"/>	187S6	15"	NC
<input type="checkbox"/>	187S7	16"	NC
<input type="checkbox"/>	187W28	X-Large Cross Brace	NC
<input type="checkbox"/>	187S7	16"	NC
<input type="checkbox"/>	187S8	17"	NC
<input type="checkbox"/>	187S9	18"	NC

6. FRAME DEPTH AND BACK POST LOCATION

<input type="checkbox"/>	187FD4	13" Frame Depth	NC
<input type="checkbox"/>	187FD5	14" Frame Depth	NC
<input type="checkbox"/>	187FD6	15" Frame Depth	NC
<input type="checkbox"/>	187FD7	16" Frame Depth	NC
<input type="checkbox"/>	187FD8	17" Frame Depth	NC
<input type="checkbox"/>	187FD9	18" Frame Depth	NC
<input type="checkbox"/>	187FD10	19" Frame Depth (uses rear frame extension plug)	NC
<input type="checkbox"/>	187FD11	20" Frame Depth (uses rear frame extension plug)	NC

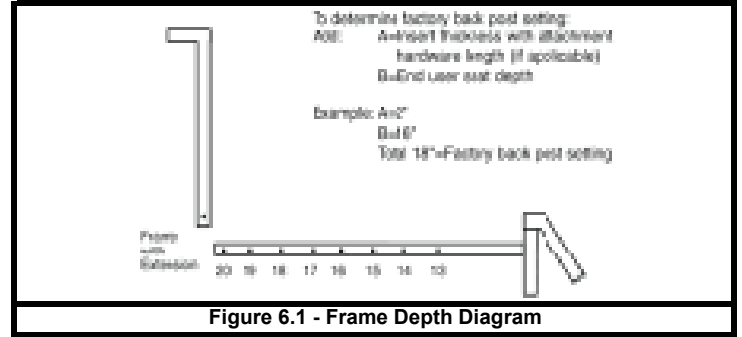


Figure 6.1 - Frame Depth Diagram

7. SEATING

SEATS

<input type="checkbox"/>	187ST14	Growing Seat Pan Depth	\$230.00
<input type="checkbox"/>	187ST5	Omit Seat	STD

REFERENCE ONLY

Seat Depth Pan Size Depth	Depth Range	
	Minimum	Maximum
Medium 13"-14"	11 3/4"	16 1/4"
Long 15"-17"	13 3/4"	18 1/4"
X-Long 18"-20"	15 3/4"	20 1/4"



Figure 7.1 - Frame Depth Growth Range Matrix

8. TRANSIT TIE DOWN LOCATIONS

Requires: Solid Seat and Solid Back or, Growing Seat Pan and Jay Fit or Conventional Seat and Back or, Growing Seat Pan and Solid Back or, Jay Fit and/or Conventional Seat & Back

NOTES:
 (1) OPTION FOR PURCHASE
 (2) JUSTIFICATION

9. STROLLER HANDLE BACK POSTS - BACK RESTS

FIXED HEIGHT

<input type="checkbox"/>	187BP9	Low (19" Ht)	NC
<input type="checkbox"/>	187BP10	Medium (22" Ht)	NC
<input type="checkbox"/>	187BP11	Tall (25" Ht)	NC
<input type="checkbox"/>	187BP13	Removable Extension	\$135.00
<input type="checkbox"/>	187RG1	Folding Adjustable Rigidizer	NC

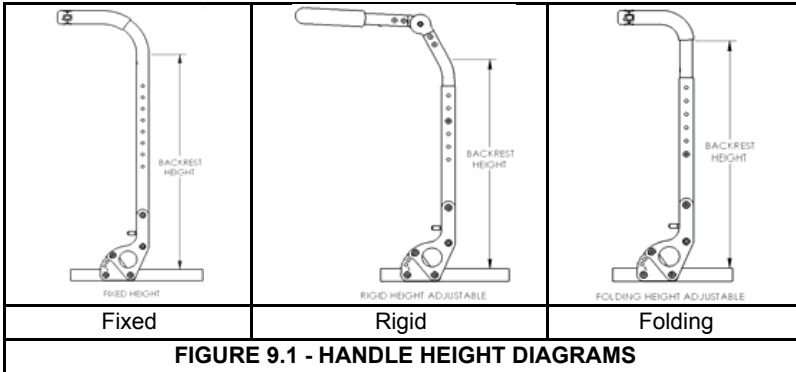
HEIGHT ADJUSTABLE

Rigid Frame w/ Angle Adjust Push Handle

<input type="checkbox"/>	187B202	Std. (16"-22" Height.)	NC
<input type="checkbox"/>	187PH8	<i>Std. Angle Adj. Push Handle Lgth</i>	NC
<input type="checkbox"/>	187PH9	<i>Long Angle Adj. Push Handle Length</i>	NC
<input type="checkbox"/>	187B203	Tall (19"-25" Height.)	NC
<input type="checkbox"/>	187PH8	<i>Std. Angle Adj. Push Handle Lgth</i>	NC
<input type="checkbox"/>	187PH9	<i>Long Angle Adj. Push Handle Length</i>	NC

Folding Frame with Push Handle

<input type="checkbox"/>	187B204	Std. (17"-23" Height.)	NC
<input type="checkbox"/>	187BP15	<i>Swing Away Handle (not avail with dual triggers)</i>	\$70.00 (2)
<input type="checkbox"/>	187B205	Tall (20"-26" Height.)	NC
<input type="checkbox"/>	187BP15	<i>Swing Away Handle (not avail with dual triggers)</i>	\$70.00 (2)



10. ARMRESTS

ARMREST AND ARMPAD

<input type="checkbox"/>	187AA12	T-Post Regular w/Foam	NC
<input type="checkbox"/>	187AA13	T-Post Tall w/Foam	NC
<input type="checkbox"/>	187AA3	Flip-Up	NC
<input type="checkbox"/>	187AA1	Adjustable Locking Flip-Up	\$280.00
<input type="checkbox"/>	187AM23	<i>Desk Length (10")</i>	NC
<input type="checkbox"/>	187AM24	<i>Full Length (14")</i>	NC
<input type="checkbox"/>	187AM9	<i>Foam Short (not avail. w/T Post)</i>	NC
<input type="checkbox"/>	187AM10	<i>Foam Long (not avail. w/T Post)</i>	NC

ARMREST-HEIGHT ADJUSTABLE

<input type="checkbox"/>	187AA11	Single-Post Height Adj. Std.	\$280.00
<input type="checkbox"/>	187AM23	<i>Desk Classic</i>	NC
<input type="checkbox"/>	187AM21	<i>Desk Contour</i>	NC
<input type="checkbox"/>	187AM24	<i>Full Classic</i>	NC
<input type="checkbox"/>	187AM22	<i>Full Contour</i>	NC
<input type="checkbox"/>	187AA29	Single-Post Height Adj. Low	\$280.00
<input type="checkbox"/>	187AM23	<i>Desk Classic</i>	NC
<input type="checkbox"/>	187AM21	<i>Desk Contour</i>	NC
<input type="checkbox"/>	187AM24	<i>Full Classic</i>	NC
<input type="checkbox"/>	187AM22	<i>Full Contour</i>	NC

ARMREST RECEIVER FOR HEIGHT ADJUSTABLE ARMREST

<input type="checkbox"/>	187AR17	Low (not avail. w/Lite Spokes)	NC
<input type="checkbox"/>	187AR18	Std	NC

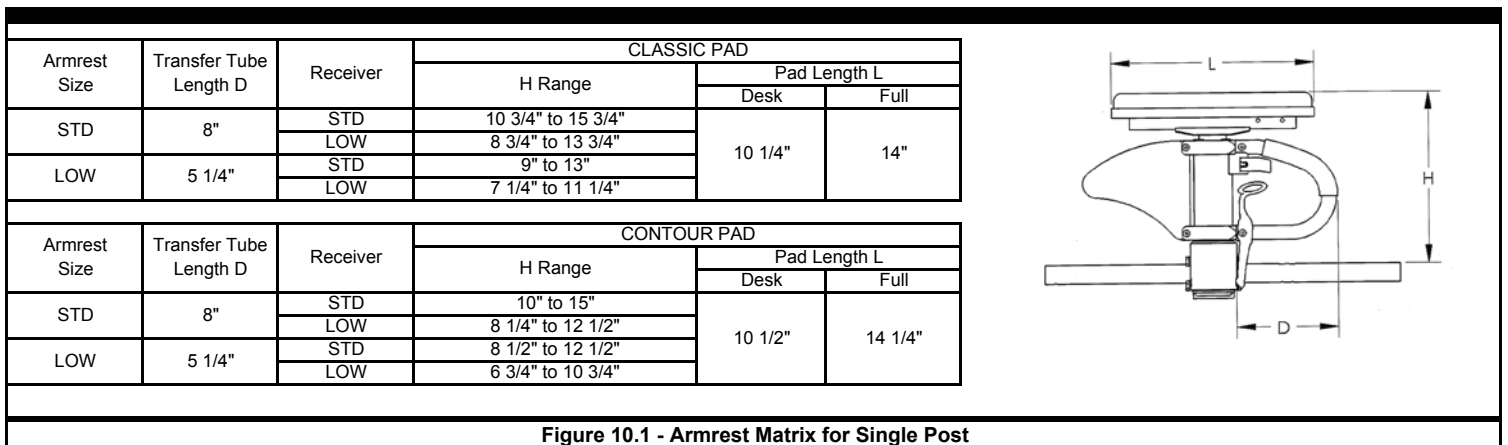


Figure 10.1 - Armrest Matrix for Single Post

NOTES:
 (1) OPTION FOR PURCHASE
 (2) JUSTIFICATION

11. FOOTRESTS

HANGER MOUNTED FOOTRESTS (Footplates Mount to Hanger Tubing)

Hanger Type		
<input type="checkbox"/>	187H89	70° Swing In/Out Front Mount NC
<input type="checkbox"/>	187H90	80° Swing In/Out Front Mount NC
<input type="checkbox"/>	187H91	90° Swing In/Out Front Mount NC
<input type="checkbox"/>	187H9	70° Hvy Dty Fnt Mount Lift-Off NC
<input type="checkbox"/>	187H10	80° Hvy Dty Fnt Mount Lift-Off NC
<input type="checkbox"/>	187H11	90° Hvy Dty Fnt Mount Lift-Off NC
<input type="checkbox"/>	187H23	90° Elevating \$280.00 (2)
Extensions (may interfere with some seat heights & casters)		
<input type="checkbox"/>	187E23	2" (not mounted) \$45.00
<input type="checkbox"/>	187E24	4" (not mounted) \$45.00
Footplate		
<input type="checkbox"/>	187F9	Kids Angle Adjustable w/Leg Strap (not avail. w/17"-18" widths) NC
<input type="checkbox"/>	187F8	Adult Angle Adj. W/Heel Loops (Available with 10"-18" widths) \$145.00 (2)
<input type="checkbox"/>	187F62	Footboard w/Leg Strap (Available with 10"-16" widths) \$190.00 (2)

EXT. TUBE MOUNTED FOOTRESTS (Footplates Mount to Ext. Tube)

Hanger Type		
<input type="checkbox"/>	187H85	60° Swing In/Out NC
<input type="checkbox"/>	187H86	70° Swing In/Out STD
<input type="checkbox"/>	187H116	80° Swing In/Out STD
<input type="checkbox"/>	187H24	Articulating (not avail. w/ 10"-13" composite footplate) \$435.00 (1)
<input type="checkbox"/>	187H14	Elevating (Not avail. w/ composite or platform footplates.) \$280.00 (2)
Extensions		
<input type="checkbox"/>	187E1	Short (11.5" - 14") NC
<input type="checkbox"/>	187E2	Med (14" - 17") Not avail. w/ ELR NC
<input type="checkbox"/>	187E5	Long (17" - 19") NC
<input type="checkbox"/>	187E16	High Mount \$80.00 (2)
Footplate		
<input type="checkbox"/>	187F1	Composite w/Heel Loops (not avail. In 10", 11" or 12" width) STD
<input type="checkbox"/>	187F3	Adult Angle Adjustable W/Heel Loops \$145.00 (2)
<input type="checkbox"/>	187F4	Kids Angle Adjustable w/Leg Strap (not avail. w/17"-18" width) NC
<input type="checkbox"/>	187F5	Aluminum (Only available with elevating legrests 11"-18") NC
<input type="checkbox"/>	187F48	Platform Flip-Up w/Leg Strap (Avail on 60° 70° and 80° ext. mount hangers only) \$190.00 (1)

FOOTREST HANGER OPTIONS

<input type="checkbox"/>	187IG2	Neoprene Covers (Avail. on 60°/70°/80° ext. mount hangers only)	\$50.00	(1)
<input type="checkbox"/>	187A54	Extra Single Leg Strap	\$30.00	(1)
<input type="checkbox"/>	187A110	Toe Loop (Only avail. w/ adult angle adjust. footplates)	\$35.00	(1)
<input type="checkbox"/>	187H32	Omit Hanger	(\$16.00)	
<input type="checkbox"/>	187F7	Omit Footplate & Ext. Tube	(\$16.00)	
<input type="checkbox"/>	187HL4	Omit Heel Loop	NC	
<input type="checkbox"/>	187HL6	Omit Single Leg Strap	NC	

Rear Wheel Size	CASTER SIZE					
	3	4	5	6	8	8x2
12	17.0	16.5	16.5	17.0	N/A	N/A
	17.5	17.0	17.0	17.5		
		17.5	17.5			
12 Low Poly	16.0	16.0	16.0	16.5	N/A	N/A
	16.5	16.5	16.5			
16	15.5	15.5	15.5	18.0	18.0	18.5
	18.0	18.0	18.0			
	18.5	18.5	18.5			
18	15.5	15.5	15.5	16.5	N/A	N/A
	16.0	16.0	16.0			
	16.5	16.5	16.5			
20					18.0	18.5
	15.5	15.5	15.5			
	16.0	16.0	16.0			
	16.5	16.5	16.5	16.5		
	17.0	17.0	17.0	17.0		
	17.5	17.5	17.5	17.5		
22	18.0	18.0	18.0	18.0	18.5	19.0
	18.5	18.5	18.5	18.5	19.0	
		19.0	19.0	19.0	19.5	
	16.5	16.5	16.5	16.5		
	17.0	17.0	17.0	17.0		
24	17.5	17.5	17.5	17.5		
	18.0	18.0	18.0	18.0	18.0	
	18.5	18.5	18.5	18.5	18.5	18.5
		19.0	19.0	19.0	19.0	19.0
			19.5	19.5	19.5	20.0
				20.0	20.0	

Chart A - Seat to Floor Height Matrix

Shaded Caster Sizes not available with foot actuated wheel lock.
Note: Rear seat-to-floor ht. may be up to 1.5" lower than front seat-to-floor ht.

NOTES:
(1) OPTION FOR PURCHASE
(2) JUSTIFICATION

12. CASTERS

CASTER WHEEL

<input type="checkbox"/>	187CW30	3" Micro Light Up	\$60.00	(1)
<input type="checkbox"/>	187CW31	4" Micro Light Up	\$90.00	(1)
<input type="checkbox"/>	187CW51	5" Micro Light Up	\$110.00	(1)
<input type="checkbox"/>	187CW5	5" Low-Profile Polyurethane	STD	
<input type="checkbox"/>	187CW7	5" x 1.5" Semi-Pneumatic	\$90.00	(1)
<input type="checkbox"/>	187CW33	6" Pneumatic	\$75.00	
<input type="checkbox"/>	187CW34	6" Polyurethane	NC	
<input type="checkbox"/>	187CW35	6" x 1.5" Semi-Pneumatic	\$120.00	

<input type="checkbox"/>	187CW21	8" Pneumatic	NC	
<input type="checkbox"/>	187CW32	8" Polyurethane	NC	
<input type="checkbox"/>	187CW39	8" x 1.5" Semi-Pneumatic	\$120.00	
<input type="checkbox"/>	187CW36	8" x 2" Pneumatic	\$205.00	(2)
<input type="checkbox"/>	187CW37	8" x 2" Pneumatic w/Airless Insert	\$325.00	(2)

CASTER OPTIONS

<input type="checkbox"/>	187CS3	Caster Pin Locks (Not available with 8" x 2" and 8" x 1.5" casters)	\$125.00	(1)
--------------------------	--------	---	----------	-----

13. AXLES AND WHEELS

AXLE PLATE

<input type="checkbox"/>	187AL18	12" Rear Wheel Axle Plate (Only avail. w/12" or 16" rear wheels)	STD	
<input type="checkbox"/>	187AL34	Short Adjustable (Not available with 12" rear wheels)	NC	
<input type="checkbox"/>	187AL35	Long Adjustable (Not available with 12" rear wheels)	NC	
<input type="checkbox"/>	187AL17	One Arm Drive (Avail. w/ 20", 22", 24" Mag Rear Wheels & 13"-18" width)	\$1,145.00	(2)
<input type="checkbox"/>	187OA2	Standard Handrim	NC	
<input type="checkbox"/>	187HM1	<i>Right</i>	NC	
<input type="checkbox"/>	187HM2	<i>Left</i>	NC	
<input type="checkbox"/>	187OA1	Small Handrim (not avail w/ 20" wheels)	NC	
<input type="checkbox"/>	187HM1	<i>Right</i>	NC	
<input type="checkbox"/>	187HM2	<i>Left</i>	NC	

AXLE

<input type="checkbox"/>	187AX26	One Arm Drive Axle (Only avail. w/One Arm Drive Option)	STD	
<input type="checkbox"/>	187AX1	<i>Quick Release</i>	NC	
<input type="checkbox"/>	187AX11	Quad Quick Release (<i>not available with Lite Spoke Wheels</i>)	\$150.00	(1)

REAR WHEEL SIZE

<input type="checkbox"/>	187RW13	12" Mag (Not available with handrims)	STD	
--------------------------	---------	---------------------------------------	-----	--

REAR WHEEL SIZE-CONT

<input type="checkbox"/>	187RW8	<i>22" Mag</i>	NC	
<input type="checkbox"/>	187RW1	<i>24" Mag</i>	NC	
<input type="checkbox"/>	187RW91	<i>22" Lite Spoke</i>	\$265.00	(2)
<input type="checkbox"/>	187RW92	<i>24" Lite Spoke</i>	\$265.00	(2)

REAR WHEEL TIRE

<input type="checkbox"/>	187RT1	<i>Pneumatic</i>	NC	
<input type="checkbox"/>	187RT2	<i>Pneumatic Airless Insert</i>	\$205.00	
<input type="checkbox"/>	187RT3	Full Polyurethane (Not avail.w/ 12", 16" and 18" rear wheels)	NC	
<input type="checkbox"/>	187RT4	Low Polyurethane (Only available with 12" or 24" wheels)	NC	
<input type="checkbox"/>	187RT6	High Pressure Clincher (Only available with 24" spoke wheels)	\$85.00	(1)
<input type="checkbox"/>	187RT8	Kevlar (Only available with 24" wheels)	\$85.00	(1)

NOTES:
(1) OPTION FOR PURCHASE
(2) JUSTIFICATION

13. AXLES AND WHEELS - CONT.

HANDRIM

<input type="checkbox"/>	187HR1	Aluminum Anodized	NC
<input type="checkbox"/>	187HR4	Plastic Coated	\$130.00 (2)
<input type="checkbox"/>	187HR7	Omit (Not available with wheel/axle credit)	(\$12.00)

PROJECTIONS (Not Available on Plastic Coated)

**Only available with 24" wheels & not available with spoke guards.*

<input type="checkbox"/>	187HR8	8 Oblique	\$120.00 (2)
--------------------------	--------	-----------	--------------

HUB LOCK

**Only available with 12" or 16" wheels. Not avail. w/Short Axle Plate. Not avail. w/ Long Adj. Axle Plate w/ 13", 14" and 20" Frame Depth and one arm drive.*

<input type="checkbox"/>	187LK01	12" Hub Lock	\$135.00 (1)
--------------------------	---------	--------------	--------------

WHEEL LOCK

Not available with Hub Lock

<input type="checkbox"/>	187WL1	High Mount Push	NC
<input type="checkbox"/>	187WL2	High Mount Pull	NC
<input type="checkbox"/>	187WL25	Foot Lock (may limit folding width)	NC
<input type="checkbox"/>	187WL10	Omit	NC

EXTENSION HANDLE

<input type="checkbox"/>	187EH1	6" Pair	\$60.00 (2)
--------------------------	--------	---------	-------------

ANTI-TIP

<input type="checkbox"/>	187AO1	Front Anti-Tip (Not available with caster pin locks) (Not available with transit option)	\$130.00 (1)
<input type="checkbox"/>	187AT1	Rear Anti-Tip	\$100.00

14. ACCESSORIES

BACK PACK

<input type="checkbox"/>	187A1	Black Utility Backpack	\$92.00 (1)
<input type="checkbox"/>	187A2	Black Kids	\$85.00 (1)

SEAT POUCH

<input type="checkbox"/>	187A8	Black	\$70.00 (1)
--------------------------	-------	-------	-------------

POSITIONING BELT

<input type="checkbox"/>	187A112	1" Dual Pull Side Squeeze Padded	\$95.00 (1)
<input type="checkbox"/>	187A12	Belt 2" Aircraft Buckle	\$115.00 (1)
<input type="checkbox"/>	187A13	Belt 2" Aircraft Buckle Padded	\$170.00 (1)
<input type="checkbox"/>	187A141	Belt 1.5" Auto Buckle w/ Clamps	\$80.00

SPOKE GUARD

(Not available with 12", 16" and 18" rear wheels & Projections Handrims)

<input type="checkbox"/>	187A23	Black	\$130.00 (1)
<input type="checkbox"/>	187A303	Clear	\$130.00 (1)

UPPER EXTREMITY SUPPORT TRAY

<input type="checkbox"/>	187A29	X-Sm (Suggested 10"-12" Width)	\$315.00 (1)
<input type="checkbox"/>	187A30	Sm (Suggested 13"-14" Width)	\$315.00 (1)
<input type="checkbox"/>	187A31	Med (Suggested 15"-17" Width)	\$315.00 (1)
<input type="checkbox"/>	187A32	Lrg (Suggested 18"-20" Width)	\$315.00 (1)

SIDE GUARD

(Not available with height adjustable armrests or T-Post armrests)

<input type="checkbox"/>	187SG33	Plastic Std	\$155.00 (1)
<input type="checkbox"/>	187SG29	Plastic Low	\$155.00 (1)

NOTES:
 (1) OPTION FOR PURCHASE
 (2) JUSTIFICATION

